



CP-1262DI

DVI to VGA Video Converter



Operation Manual

DISCLAIMERS

The information in this manual has been carefully checked and is believed to be accurate. Cypress Technology assumes no responsibility for any infringements of patents or other rights of third parties which may result from its use.

Cypress Technology assumes no responsibility for any inaccuracies that may be contained in this document. Cypress also makes no commitment to update or to keep current the information contained in this document.

Cypress Technology reserves the right to make improvements to this document and/or product at any time and without notice.

COPYRIGHT NOTICE

No part of this document may be reproduced, transmitted, transcribed, stored in a retrieval system, or any of its part translated into any language or computer file, in any form or by any means—electronic, mechanical, magnetic, optical, chemical, manual, or otherwise—without express written permission and consent from Cypress Technology.

© Copyright 2018 by Cypress Technology.

All Rights Reserved.

TRADEMARK ACKNOWLEDGMENTS

All products or service names mentioned in this document are trademarks of the companies with which they are associated.



SAFETY PRECAUTIONS

Please read all instructions before attempting to unpack, install or operate this equipment and before connecting the power supply. Please keep the following in mind as you unpack and install this equipment:

- Always follow basic safety precautions to reduce the risk of fire, electrical shock and injury to persons.
- To prevent fire or shock hazard, do not expose the unit to rain, moisture or install this product near water.
- Never spill liquid of any kind on or into this product.
- Never push an object of any kind into this product through any openings or empty slots in the unit, as you may damage parts inside the unit.
- Do not attach the power supply cabling to building surfaces.
- Use only the supplied power supply unit (PSU). Do not use the PSU if it is damaged.
- Do not allow anything to rest on the power cabling or allow any weight to be placed upon it or any person walk on it.
- To protect the unit from overheating, do not block any vents or openings in the unit housing that provide ventilation and allow for sufficient space for air to circulate around the unit.
- Please completely disconnect the power when the unit is not in use to avoid wasting electricity.

VERSION HISTORY

REV.	DATE	SUMMARY OF CHANGE
RDV1	2020/06/18	Preliminary release



CONTENTS

1. Introduction.....	1
2. Applications	1
3. Package Contents	1
4. System Requirements.....	1
5. Features.....	1
6. Operation Controls and Functions	2
6.1 Front Panel.....	2
6.2 Rear Panel.....	3
7. Connection Diagram	4
8. Specifications	5
8.1 Technical Specifications	5
8.2 Video Specifications	6
8.3 Cable Specifications	8
9. Acronyms	9





1. INTRODUCTION

Despite the widespread adoption and popularity of HDMI video sources and displays, many specialist fields continue to need, and use, legacy technology such as DVI and VGA. This DVI to VGA Video Converter can take any standard, non-HDCP, single-link DVI-D source and output it as either an RGBHV or YPbPr signal. A dual-link DVI-I style connector is provided as a convenience feature to allow the use of any standard DVI cable for connection. A standard DVI EDID is provided to help ensure that the connected source remains within the specification limits of the unit and a simple two-position switch provides control over the output format.

2. APPLICATIONS

- Digital DVI-D to Analog RGBHV or YPbPr conversion

3. PACKAGE CONTENTS

- 1× DVI to VGA Video Converter
- 1× 5V/1A DC Power Adapter
- 1× Operation Manual

4. SYSTEM REQUIREMENTS

- DVI-D source equipment such as a PC, laptop or set-top box.
- VGA (HD-15) or YPbPr (3-wire component) receiving equipment such as a PC monitor or HDTV.

5. FEATURES

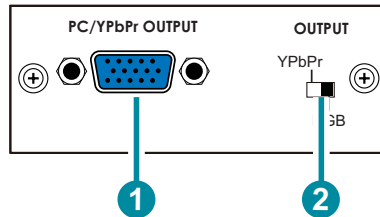
- Supports digital DVI-D input and analog PC/RGBHV or HD/YPbPr output
- Supports output selection between YPbPr and RGBHV
- Supports standard resolutions up to WUXGA (PC) and 1080p (HDTV)

Note: Provides signal format conversion only. No scaling or resolution change options are supported.

- Built-in standard DVI EDID

6. OPERATION CONTROLS AND FUNCTIONS

6.1 Front Panel



- 1 PC/YPbPr OUTPUT Port:** Connect to a VGA or component video monitor or display for analog video output.

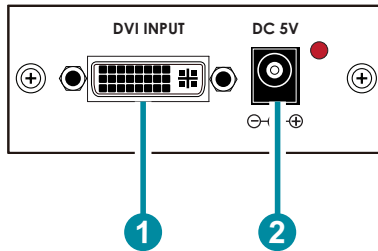
Note: Connection to component video displays may require a 15-pin to 3-RCA adapter.

- 2 OUTPUT YPbPr/RGB Switch:** Set the switch to RGB to output a standard PC signal (RGBHV format). Set the switch to YPbPr to output a component video signal (YPbPr format). Switching between formats takes roughly 20 seconds to complete.

Note 1: It is strongly suggested to only select YPbPr output when the input is a standard video resolution such as 720x480 or 1280x720.

Note 2: When outputting YPbPr the H and V sync signals are still present on their respective pins.

6.2 Rear Panel



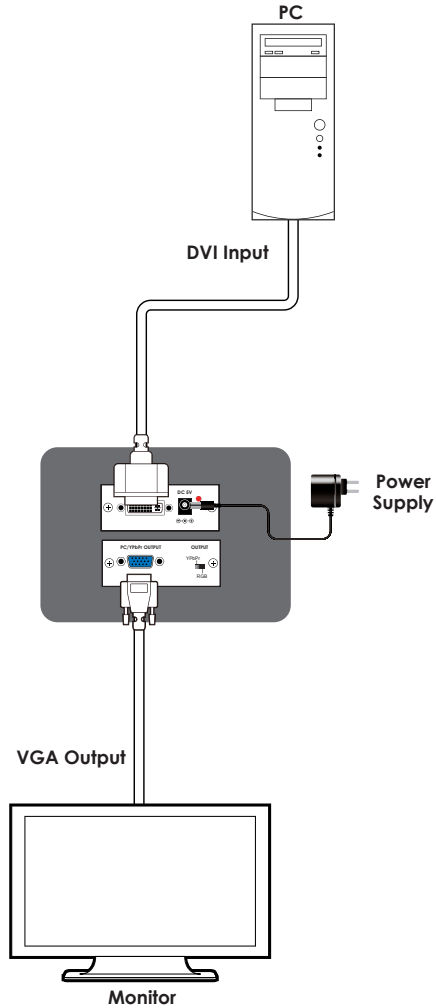
- 1 DVI INPUT Port:** Connect to DVI-D source equipment such as a PC, laptop, or set-top box.

Note 1: A Dual-Link DVI-I port is provided for cable connection convenience. Only Single-Link DVI-D sources are supported.

Note 2: If the DVI source has HDCP protection there will be no video output from the PC/YPbPr OUTPUT port.

- 2 DC 5V Port and LED:** Plug the non-locking 5V DC power adapter into this port and connect it to an AC wall outlet for power. The LED will illuminate to indicate the unit is on and receiving power.

7. CONNECTION DIAGRAM



8. SPECIFICATIONS

8.1 Technical Specifications

DVI Bandwidth	3.96Gbps
VGA Bandwidth	165MHz
Input Port	1×DVI (DVI-I Dual Link)
Output Port	1×VGA (HD-15)
Power Supply	5V/1A DC (US/EU standards, CE/FCC/UL certified)
ESD Protection (HBM)	±8kV (Air Discharge) ±4kV (Contact Discharge)
Dimensions (W×H×D)	94mm×76.5mm×30mm [Case Only] 94mm×104mm×30mm [All Inclusive]
Weight	190g
Chassis Material	Metal (Aluminum)
Chassis Color	Silver
Operating Temperature	0°C – 40°C/32°F – 104°F
Storage Temperature	-20°C – 60°C/-4°F – 140°F
Relative Humidity	20 – 90% RH (Non-condensing)
Power Consumption	1.1W

8.2 Video Specifications

Supported Resolutions (Hz)	Input	Output	
	DVI	VGA	YPbPr
720×400p@70/85	✓	✓	✗
640×480p@60/72/75/85	✓	✓	✗
720×480i@60	✗	✗	✗
720×480p@60	✓	✓	✓
720×576i@50	✗	✗	✗
720×576p@50	✓	✓	✓
800×600p@56/60/72/75/85	✓	✓	✗
848×480p@60	✗	✗	✗
1024×768p@60/70/75/85	✓	✓	✗
1152×864p@75	✓	✓	✗
1280×720p@50/60	✓	✓	✓
1280×768p@60/75/85	✓	✓	✗
1280×800p@60/75/85	✓	✓	✗
1280×960p@60/85	✓	✓	✗
1280×1024p@60/75/85	✓	✓	✗
1360×768p@60	✓	✓	✗
1366×768p@60	✓	✓	✗
1400×1050p@60	✓	✓	✗
1440×900p@60/75	✓	✓	✗
1600×900p@60RB	✗	✗	✗
1600×1200p@60	✓	✓	✗
1680×1050p@60	✓	✓	✗
1920×1080i@50/60	✗	✗	✗
1920×1080p@24/25/30	✓	✓	✓
1920×1080p@50/60	✓	✓	✓
1920×1200p@60RB	✓	✓	✗

Supported Resolutions (Hz)	Input	Output	
	DVI	VGA	YPbPr
2560×1440p@60RB	x	x	x
2560×1600p@60RB	x	x	x
2048×1080p@24/25/30	x	x	x
2048×1080p@50/60	x	x	x
3840×2160p@24/25/30	x	x	x
3840×2160p@50/60 (4:2:0)	x	x	x
3840×2160p@24, HDR10	x	x	x
3840×2160p@50/60 (4:2:0),HDR10	x	x	x
3840×2160p@50/60	x	x	x
4096×2160p@24/25/30	x	x	x
4096×2160p@50/60 (4:2:0)	x	x	x
4096×2160p@24, HDR10	x	x	x
4096×2160p@50/60 (4:2:0),HDR10	x	x	x
4096×2160p@50/60	x	x	x

8.3 Cable Specifications

Cable Length	1080p		4K30	4K60
	8-bit	12-bit	(4:4:4) 8-bit	(4:4:4) 8-bit
DVI Cable				
DVI Input	1.8m		x	
VGA Cable				
VGA Output	2m		x	

Bandwidth Category Examples:

- **1080p (FHD Video)**
 - Up to 1080p@60Hz, 12-bit color
 - Data rates lower than 5.3Gbps or below 225MHz TMDS clock
- **4K30 (4K UHD Video)**
 - 4K@24/25/30Hz & 4K@50/60Hz (4:2:0), 8-bit color
 - Data rates higher than 5.3Gbps or above 225MHz TMDS clock but below 10.2Gbps
- **4K60 (4K UHD⁺ Video)**
 - 4K@50/60Hz (4:4:4, 8-bit)
 - 4K@50/60Hz (4:2:0, 10-bit HDR)
 - Data rates higher than 10.2Gbps

9. ACRONYMS

ACRONYM	COMPLETE TERM
DVI	Digital Visual Interface
EDID	Extended Display Identification Data
Gbps	Gigabits per second
HD	High-Definition
HDR	High Dynamic Range
HDCP	High-bandwidth Digital Content Protection
HDTV	High-Definition Television
LED	Light-Emitting Diode
MHz	Megahertz
TMDs	Transition-Minimized Differential Signaling
4K UHD	4K Ultra-High-Definition (10.2Gbps max)
4K UHD⁺	4K Ultra-High-Definition (18Gbps max)
VGA	Video Graphics Array
WUXGA (RB)	Widescreen Ultra Extended Graphics Array (Reduced Blanking)
XGA	Extended Graphics Array



CYPRESS TECHNOLOGY CO., LTD.
www.cypress.com.tw
