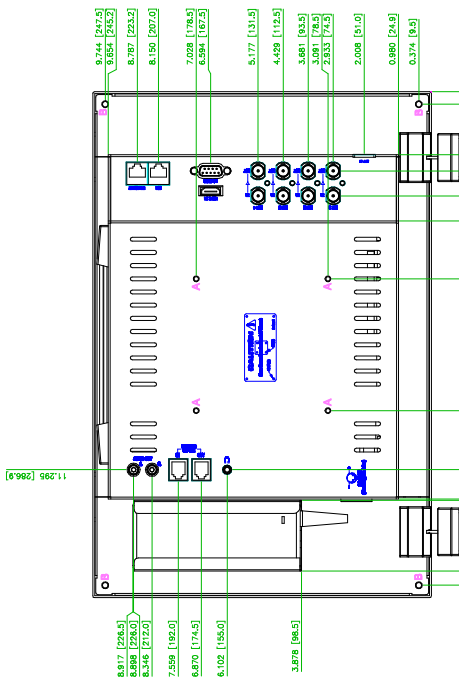
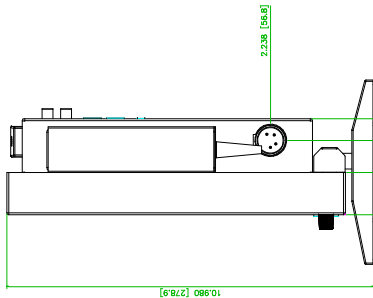
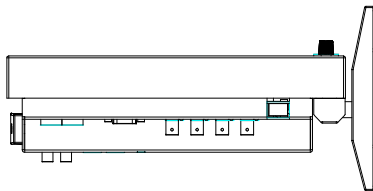
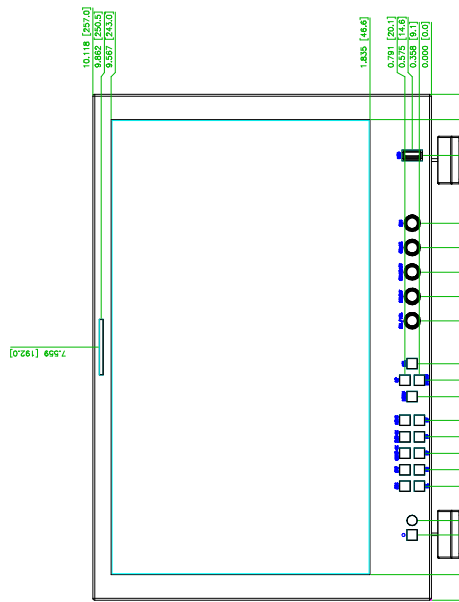
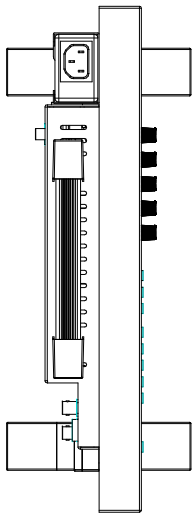




- 4K 12G SDI Single or QuadLink with looping outputs, and HDMI 2.0
- Quad Link Display (Square Division, 2 Sample Interleave)
- HDMI inputs accepts up to 2160p, HDMI 2.0, supporting HDCP
- High Dynamic Range (HDR) Formats: PQ-2084, Hybrid Log Gamma, S-Log3
- Monitor Remote Control via: IR, Ethernet, GPI, RS-422, and RS-232
- Waveform, Vectorscope, 16 Audio Channels Bar Graphs with De-embedder (SDI)
- Custom 3D LUT file Import through USB by Menu
- USB Firmware Upgrades
- Peaking filter & False color
- Time code, Closed Caption 608, 708, UMD displays
- Markers • H/V Flip functions • Blue/Mono • H/V delay
- Multi Aspect Ratios • 3 Color Tally Lamps • Aluminum Cabinet
- Very Light Weight • Carrying Handle • Rack Mounting • Removable Tilting Feet

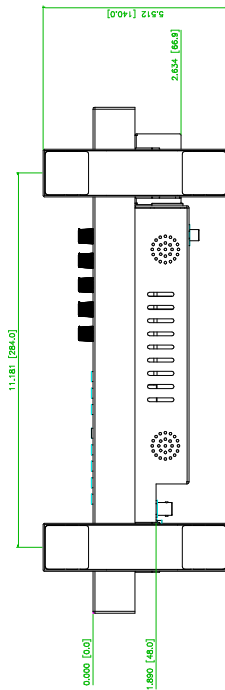
SPECIFICATIONS

Active Area (Diagonal)		15.6" / 344 x 193mm
MODES		
High & Standard Definition Video Modes	4096x2160 (23.98/24/25/29.97/30/50/59.94/60p), 3840x2160 (23.98/24/25/29.97/30/50/59.94/60p), 2048x1080p (23.98/24), 1920x1080p ((23.98/24/25/30pSF, 23/24/25/29/30p), 1920x1080i (50/59.94/60), 1280x720p (24/25/30/50/59.94/60p), 480i (59.94i), & 576i (50i) HDMI: 480p / 720p / 1080p / 2160p (All resolutions displayed at 60Hz.)	
INPUTS		
Digital Video Inputs (SDI, SFP)	12G/3G/HD/SD SDI; SMPTE ST 2082-10 / SMPTE ST 424&425 / SMPTE 292M / SMPTE 296M / SMPTE 125 / ITU-R BT656 (Single or Quad Link; DualLink not supported)	
Digital Video Input (HDMI)	Up to 2160p (3840x2160 & 4096x2160), with 4:2:0 Color support	
PICTURE		
Aspect Ratios	Full Screen, 16:9, 4:3, 14:9, 13:9, 1.85:1, 2.85:1, Pixel to Pixel	
Pixel RGB Trio, Pitch, Depth, Colors	3840Hx2160V UHD Pixel Array (16:9); 0.090 mm x 0.090 mm; True 10bit, 1.073 Billion colors	
Gamut	98% DCI P3, 78% 2020 coverage	
Brightness, typical	400 cd/m ² Full Screen, 500 cd/m ² Peak (VESA 10%)	
Contrast Ratio	100,000 : 1 (minimum)	
Color Processor	10 bit Color Processor, 1.073 Billion colors on screen	
Viewing Angle, contrast>10	R/L ±85°, U/D ±85° (Typ.)	
Panel Response Time; Latency	0.1 ms (G to G); 1 frame (16.8/21.2 ms [p60/p48])	
CONTROLS		
User Controls	15 direct buttons: On/Standby, SDIs, SFP, 2SI, QUAD, HDMI, F1~5, Menu, SEL/Input, Up, Down, 5 Knobs Adjust	
Remote Controls	IR, TCP/IP, RS-422, RS-232, GPI	
LIGHT		
Light Source	OLED Direct-View Display (4 th Generation)	
LED Lifetime	15,000 hrs, min	
CONNECTORS		
Video Connectors	BNCx8: SDI 1&2- 12G & Loops; SDI 3&4- 3G SDI & Loops (for Quad UHD Input); SD/HD/UHD SFP Cage, MSI	
HDMI Connectors	HDMIx1 Type A 19, up to HDMI 2.0 signals	
POWER		
DC Power	12 VDC ±10%, 47W max	
DC Connector	XLR-4M (pins 1&2=Gnd, pins 3&4=+Volts)	
AC Power (detachable power supply included)	90-264 VAC, 50/60 Hz	
AC Power Connector	IEC 320-C14 3 pin grounded male inlet	
DISPLAY		
Window (Display Area)	15.6"	
Cabinet Dimensions	15.12 x 10.12 x 2.87" / 284 x 257 x 73 mm / 7 RU (including PS)	
Weight	6 lb	
Operating (full spec)	0 ~ +50°C, non-condensing, 0 ~ 10,000 feet (3,048m)	
Storage	-20 ~ +60°C, non-condensing, 0 ~ 40,000 feet (12,192m)	



NOTE: REMOVABLE TILTING FEET

NOTE: MOUNT MONITOR WITH A OR B HOLES ONLY



MARK	TABLE OF FASTENERS	QTY	DEPTH MAX
A	M4 INSERTS (100mm VESA)	4	0.236" / 6 mm
B	10-32 UNC INSERTS (MOUNTING)	4	0.236" / 6 mm

OUTLINE, X4K16HDR50L 6424 A1